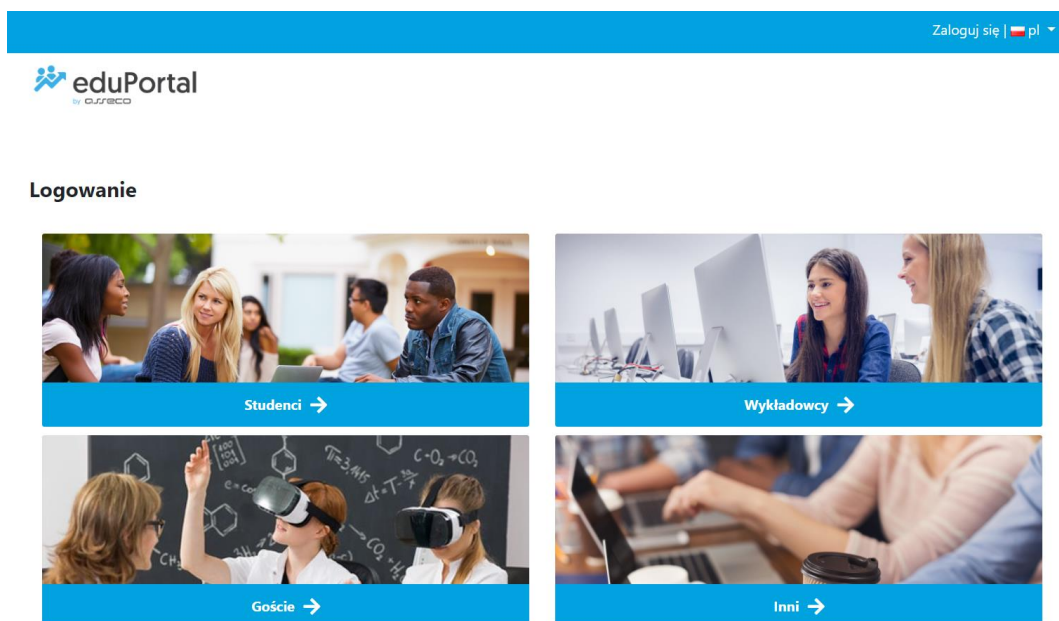



## First login to eduPortal via w Office 365 Education

After entering **pe.amw.gdynia.pl** chose “**Studenci**” .



Your login is: <student's ID number>@edu.amw.gdynia.pl

 Microsoft

# Sign in


No account? [Create one!](#)

[Can't access your account?](#)

[Sign-in options](#)

Next

Here click „**Forgot my password**” to receive the new password.



← 10001@edu.amw.gdynia.pl

## Enter password

Password

[Forgot my password](#)

[Sign in](#)

Next, write **captcha code**.

## Microsoft




# Get back into your account

### Who are you?

To recover your account, begin by entering your user ID and the characters in the picture or audio below.

User ID:

Example: user@contoso.onmicrosoft.com or user@contoso.com



Enter the characters in the picture or the words in the audio.

[Next](#) [Cancel](#)

Next window, click **email** address button to receive a verification code on your email given to “Dziekanat” system.

**Microsoft**

Get back into your account

verification step 1 > choose a new password

---

Please choose the contact method we should use for verification:

☒ Email my alternate email

You will receive an email containing a verification code at your alternate email address (mr\*\*\*\*\*@wp.pl).

Email

Cancel

After entering the code, a window will pop out to enter the new password.

**Microsoft**

Get back into your account

verification step 1 ✓ > choose a new password

---

\* Enter new password:

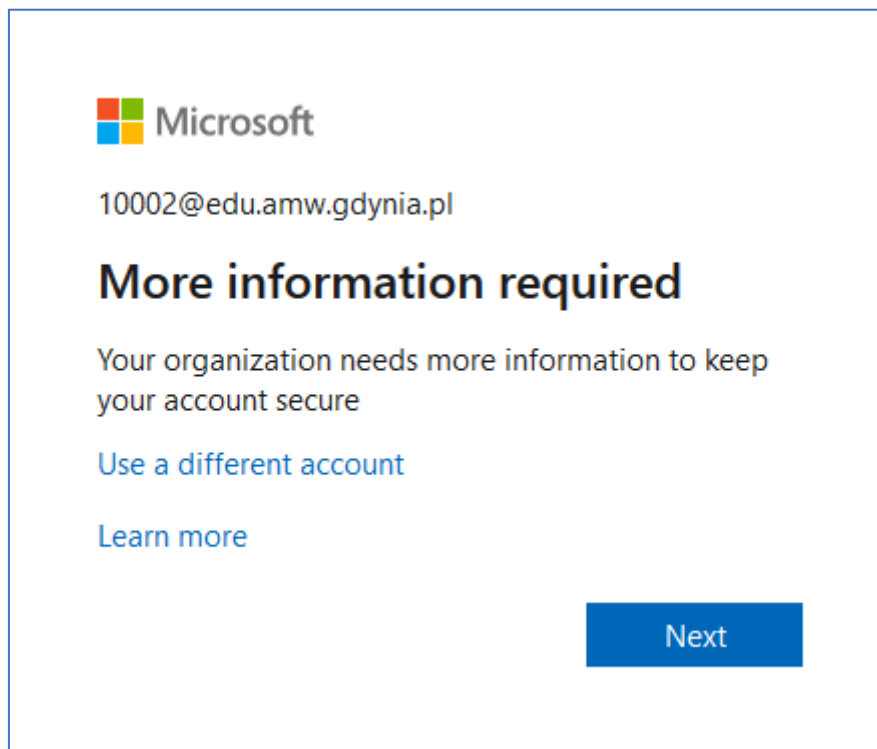
Password strength


\* Confirm new password:

Finish

Cancel

After log-in with the new password, this window will show up. Click **Next** and enter your email address or a phone number to be able to reset your passwords in the future.



 Microsoft

10002@edu.amw.gdynia.pl

## More information required

Your organization needs more information to keep your account secure

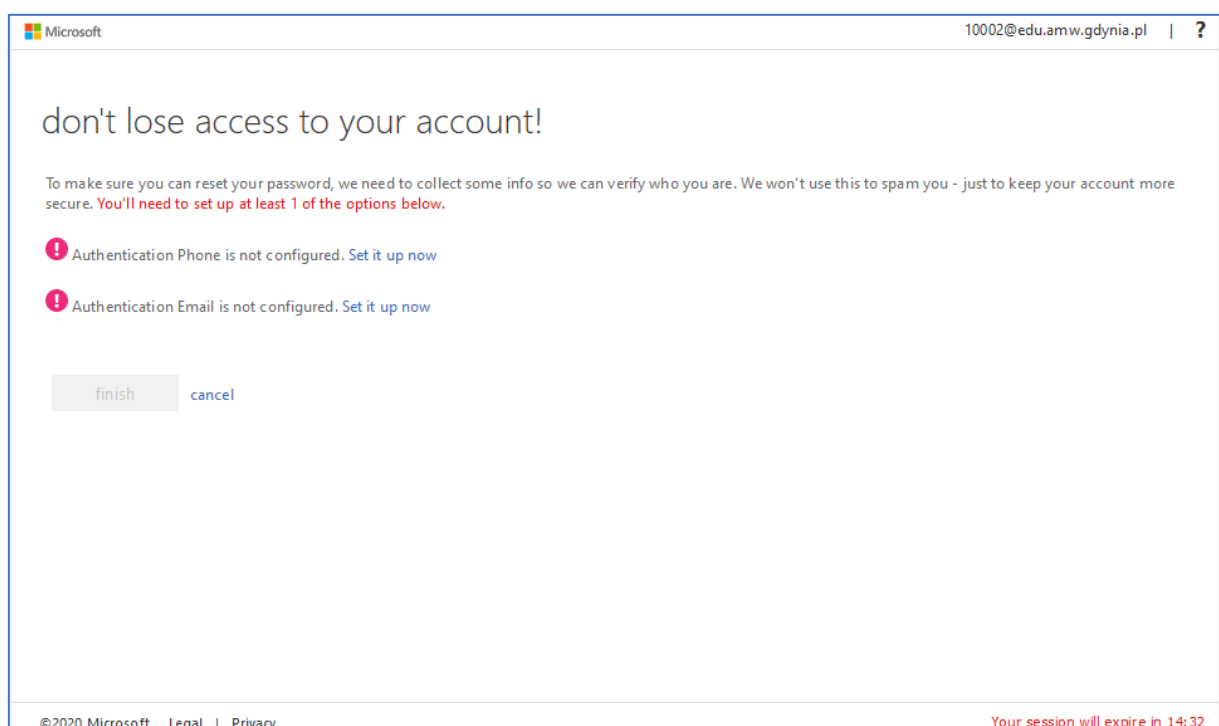
[Use a different account](#)

[Learn more](#)

[Next](#)

In the next window choose link “**set it up now**” Next to the chosen option. A window to enter the data will pop-out where.



You data and a verification code must be entered. You will be able to log-in after.



Microsoft 10002@edu.amw.gdynia.pl | ?

## don't lose access to your account!

To make sure you can reset your password, we need to collect some info so we can verify who you are. We won't use this to spam you - just to keep your account more secure. **You'll need to set up at least 1 of the options below.**

-  Authentication Phone is not configured. [Set it up now](#)
-  Authentication Email is not configured. [Set it up now](#)

[finish](#) [cancel](#)

©2020 Microsoft Legal | Privacy Your session will expire in 14:32